




Breastfeeding

	Required number	advice	check
* Baby bottle/nipple 	2	Bottles come in glass or plastic, with various designs to make feeding easy for your baby.	<input type="checkbox"/>
* Bottle brush	Large 1 Small 1	Use separate brushes for nipples and bottles, and clean them thoroughly.	<input type="checkbox"/>
* Baby bottle detergent	1	Since babies have weak immune systems, use a special detergent to wash feeding bottles.	<input type="checkbox"/>
* Baby bottle sterilizer	1	There are microwave and soaking types available. Choose one that suits your lifestyle.	<input type="checkbox"/>
* Pure cotton	1~2	Use this to clean the mother's nipples and the baby's face during breastfeeding, or for cleaning your hands.	<input type="checkbox"/>
* Breast milk pads	1	Place these in your bra to prevent milk leakage.	<input type="checkbox"/>
Breastfeeding cushion 	1	This provides firm support for your baby during breastfeeding, reducing the strain on your arms and lower back, making breastfeeding easier.	<input type="checkbox"/>

Going out


	Required number	advice	check
* Mothers bag	1	It has plenty of pockets, making it easy to store baby bottles, diapers, and other essentials compactly.	<input type="checkbox"/>
* Baby carrier 	1	Suitable for babies from 4 to 18 months old. It's good for both going out and doing housework, keeping your baby close and secure.	<input type="checkbox"/>
* Stroller	1	There are two types: A type and B type, each with different shapes and usage periods. Choose one that best suits your lifestyle.	<input type="checkbox"/>
* Child seat	1	Installing a child seat is required by law. Make sure to attach it whenever your baby is riding in the car.	<input type="checkbox"/>

* We do not deal in the items marked with an asterisk.



Baby Castle is one of the few companies in Japan that specializes in selling bedding and clothing for newborns. We are a dedicated "Layette Maker."








Birth preparation list



Underwear

	Required number	advice	check
Short underwear 	4~6	This item is convenient for changing diapers and can be used all year round. 100% cotton is ideal because it is soft and absorbs sweat well.	<input type="checkbox"/>
Two-way underwear 	4~6	This item covers the baby's legs, so it won't come off easily even when the baby moves. It's versatile and can be used in different seasons.	<input type="checkbox"/>

Wear

	Required number	advice	check
Two-way dress 	4~5	This can be used as a dress for newborns and as a coverall from around 2 months old.	<input type="checkbox"/>
Nursing wear 	2~3	This newborn clothing is easy to put on and has fewer buttons. It is developed in collaboration with midwives.	<input type="checkbox"/>
Ceremonial dress 	1	A beautiful dress for leaving the hospital or visiting a shrine, making special occasions even more memorable.	<input type="checkbox"/>
Warm clothes for winter 	1	Perfect for babies born in fall and winter, this can be used by newborns up to around 1 year old. It's essential for keeping your baby warm.	<input type="checkbox"/>
Vest 	1~2	Since babies have difficulty regulating their body temperature, this is useful for keeping them warm in winter and in air-conditioned environments in summer.	<input type="checkbox"/>


Bedding

	Required number	advice	check
Baby comforter set 	1	Babies' physical development is immature, so we recommend using a futon specifically designed for babies.	<input type="checkbox"/>
Sheets 	2~3	Babies sweat more than adults. By frequently washing the sheets, you can always keep them clean.	<input type="checkbox"/>
Waterproof sheets 	1~2	Place these on top of the futon to prevent sweat and urine from seeping into the mattress.	<input type="checkbox"/>
Quilt pad 	2~3	Place this on top of the waterproof sheet to absorb sweat and urine, preventing them from seeping into the mattress.	<input type="checkbox"/>
Cotton blanket 	1~	This is a convenient item as it is brushed for warmth and helps regulate body temperature.	<input type="checkbox"/>
Towel blanket (Gauze blanket/Quilt blanket) 	1~	Made of soft towel or gauze material that feels good against the skin. It's useful for regulating body temperature.	<input type="checkbox"/>
Bag de Couffin 	1	You can move it with the baby lying down, or spread it out as a mat. It's convenient to carry when folded into a bag shape.	<input type="checkbox"/>
* Crib	1	The height makes it easy to take care of your baby, while also protecting them from dust on the floor.	<input type="checkbox"/>
Swaddle 	1~2	Swaddling helps babies feel safe. Wrapping a baby who can't yet hold up their head makes them easier to hold.	<input type="checkbox"/>

Accessories

	Required number	advice	check
Hood 	1~2	Since babies have little hair, this protects their heads. It's also essential for protection against the cold and summer sun.	<input type="checkbox"/>
Bib 	4~5	This securely protects against drooling and milk spit-up. It has high water absorption and a waterproof back, so you can rest assured.	<input type="checkbox"/>
Socks 	2~3	These prevent your baby's feet from getting cold from the summer air conditioner or the winter chill. They are essential for regulating body temperature.	<input type="checkbox"/>
Mittens 	2~3	These prevent babies from scratching their faces with their nails. They also keep hands warm in winter. Choose a material that is soft and comfortable to touch.	<input type="checkbox"/>

Bath/baby care

	Required number	advice	check
Bath towel 	3~	The square shape is convenient for wrapping your baby. Choose materials that are soft and highly absorbent.	<input type="checkbox"/>
Gauze for bath 	3~	Babies can feel anxious when naked, so place it on the baby's chest during bathing.	<input type="checkbox"/>
Gauze handkerchief 	10~	Used for wiping the baby's mouth. Necessary for washing the baby's face and body during bath time. Stock up on these as they are essential items.	<input type="checkbox"/>
* Baby bath	1	Use a baby bath until your baby is about 1 month old.	<input type="checkbox"/>
* Wash basin	1	Get a special wash basin just for your baby.	<input type="checkbox"/>
* Baby soap	2	A baby's skin is very delicate. Choose a high-quality soap that is gentle and non-irritating.	<input type="checkbox"/>
* Baby cotton swabs	1	Baby cotton swabs are thinner than adult ones. Use them for cleaning the ears, nose, and belly button.	<input type="checkbox"/>
* Water temperature gauge	1	When bathing your baby, a water temperature gauge is essential to ensure the water is at a safe temperature.	<input type="checkbox"/>
Hairbrush 	1	Baby hair is thin and soft. Use a soft brush to care for your baby's hair, especially after a bath.	<input type="checkbox"/>
Baby nail clippers 	1	Baby nail clippers have rounded tips for safety. It's recommended to trim nails after a bath.	<input type="checkbox"/>
* Baby thermometer	1	Use it to monitor your baby's daily temperature.	<input type="checkbox"/>

Diapers

	Required number	advice	check
* Diapers	1Day/10~15	Commercially available diapers come in various sizes, so choose according to your baby's growth.	<input type="checkbox"/>
* Baby wipes	1	Babies need frequent diaper changes. Always keep wipes handy to maintain cleanliness.	<input type="checkbox"/>
* Diaper trash can	1	Choose one with a lid to prevent odors and maintain hygiene in your room.	<input type="checkbox"/>

* We do not deal in the items marked with an asterisk.